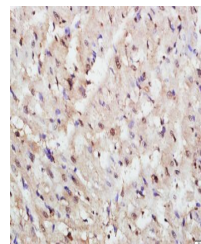


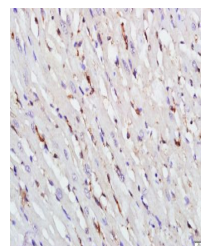
Product Datasheet

TAZ antibody (orb158573)

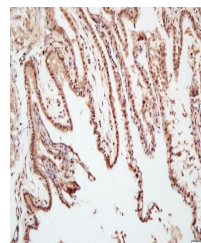
| | |
|----------------------------|---|
| Description | TAZ antibody |
| Species/Host | Rabbit |
| Reactivity | Human, Mouse, Rat |
| Conjugation | Unconjugated |
| Tested Applications | FC, WB |
| Immunogen | KLH conjugated synthetic peptide derived from human TAZ (1-100/400 aa) |
| Target | TAZ |
| Preservatives | 0.01M TBS(pH7.4) with 1% rAlbumin, 0.03% Proclin300 and 50% Glycerol. |
| Form/Appearance | Liquid |
| Concentration | 1mg/ml |
| Storage | Shipped at 4°C. Store at -20 °C for one year. Avoid repeated freeze/thaw cycles. |
| Note | For research use only |
| Isotype | IgG |
| Clonality | Polyclonal |
| MW | 44 kDa |
| Uniprot ID | Q9GZV5 |
| Dilution Range | WB=1:500-2000, Flow-Cyt=3ug/test, IHC-P=1:100-500, IHC-F=1:100-500, ICC=1:100-500, IF=1:100-500, ELISA=1:5000-10000 |
| Expiration Date | 12 months from date of receipt. |



Immunohistochemical staining of rat hear...



Immunohistochemical staining of rat hear...



Immunohistochemical staining of mouse pl...