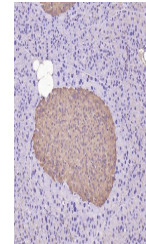


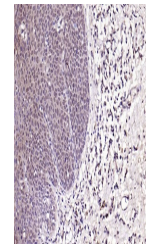
Product Datasheet

FGFR1 (Phospho-Tyr154) antibody (orb156864)

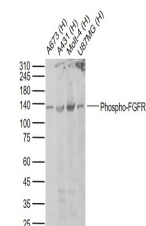
Description	FGFR1 (Phospho-Tyr154) antibody
Species/Host	Rabbit
Reactivity	Human, Mouse
Conjugation	Unconjugated
Tested Applications	IHC-P, WB
Immunogen	KLH conjugated Synthesised phosphopeptide derived from human FGFR1 around the phosphorylation site of Tyr154 (AP(p-Y)WT)
Target	Phospho-FGFR1 (Tyr154)
Preservatives	0.01M TBS(pH7.4) with 1% rAlbumin, 0.03% Proclin300 and 50% Glycerol.
Form/Appearance	Liquid
Concentration	1mg/ml
Storage	Maintain refrigerated at 2-8°C for up to 2 weeks. For long term storage store at -20°C in small aliquots to prevent freeze-thaw cycles.
Note	For research use only
Isotype	IgG
Clonality	Polyclonal
MW	88 kDa
Uniprot ID	P11362
Dilution Range	WB=1:500-2000, IHC-P=1:100-500
Expiration Date	12 months from date of receipt.



IHC-P analysis of mouse pancreas using P...



IHC-P analysis of human laryngeal carcin...



Western blot: Lane 1: Human A673 cell; Lane...