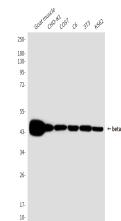



Product Datasheet

ACTB Antibody (orb1566586)

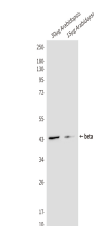
Description	ACTB Antibody
Species/Host	Mouse
Reactivity	Algae, Drosophila, Fish, Gallus, Goat, Hamster, Human, Monkey, Mouse, Plant, Porcine, Rabbit, Rat, Saccharomyces, Yeast, Zebrafish
Conjugation	Unconjugated
Tested Applications	WB
Immunogen	Purified recombinant human beta actin protein fragments expressed in E.coli.
Target	ACTB
Preservatives	Liquid in PBS containing 50% glycerol, 0.5% rAlbumin and 0.02% sodium azide, pH 7.3.
Form/Appearance	Liquid
Concentration	2.9 mg/ml
Storage	Maintain refrigerated at 2-8°C for up to 2 weeks. For long term storage store at -20°C in small aliquots to prevent freeze-thaw cycles.
Note	For research use only
Isotype	IgG2b
Clonality	Monoclonal
MW	Calculated MW: 42 kDa; Observed MW: 42 kDa
Uniprot ID	P60709
Dilution Range	WB: 1/5000-1/10000
Expiration Date	12 months from date of receipt.



Western blot analysis of beta actin in C...



Western blot analysis of beta actin in 5...



Western blot analysis of beta actin in 1...