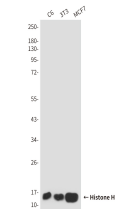


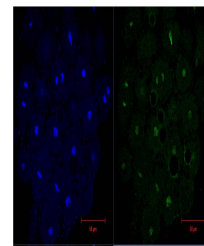
Product Datasheet

H3C1 Antibody (orb1566578)


| | |
|----------------------------|---|
| Description | H3C1 Antibody |
| Species/Host | Mouse |
| Reactivity | Human, Mouse, Rat, Yeast |
| Conjugation | Unconjugated |
| Tested Applications | ICC, IHC-Fr, IHC-P, IP, WB |
| Immunogen | Recombinant Protein of Histone H3 |
| Target | H3C1 |
| Preservatives | Liquid in PBS containing 50% glycerol, 0.5% rAlbumin and 0.02% sodium azide, pH 7.3. |
| Form/Appearance | Liquid |
| Concentration | 1 mg/ml |
| Storage | Maintain refrigerated at 2-8°C for up to 2 weeks. For long term storage store at -20°C in small aliquots to prevent freeze-thaw cycles. |
| Note | For research use only |
| Isotype | IgG1 |
| Clonality | Monoclonal |
| MW | Calculated MW: 15 kDa; Observed MW: 15 kDa |
| Uniprot ID | P68431 |
| Dilution Range | WB: 1/5000-1/10000 IHC: 1/50-1/200 IF: 1/100-1/200 IP: 1/20 |
| Expiration Date | 12 months from date of receipt. |



Western blot analysis of Histone H3 (6G2...)



Immunofluorescence analysis of Histone H...



Immunoprecipitation analysis of Histone ...