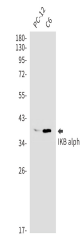



## Product Datasheet

### NFKBIA Antibody (orb1565347)

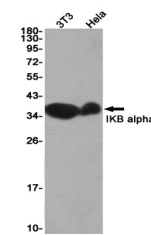
|                            |   |
|----------------------------|---|
| <b>Description</b>         | NFKBIA Antibody   |
| <b>Species/Host</b>        | Rabbit  |
| <b>Reactivity</b>          | Human, Mouse, Rat   |
| <b>Conjugation</b>         | Unconjugated  |
| <b>Tested Applications</b> | IHC-P, IP, WB   |
| <b>Immunogen</b>           | A synthetic peptide of human IKB alpha  |
| <b>Target</b>              | NFKBIA  |
| <b>Preservatives</b>       | 50mM Tris-Glycine(pH 7.4), 0.15M NaCl, 40% Glycerol, 0.01% Sodium azide and 0.05% rAlbumin  |
| <b>Form/Appearance</b>     | Liquid  |
| <b>Concentration</b>       | 0.3 mg/ml   |
| <b>Storage</b>             | Maintain refrigerated at 2-8°C for up to 2 weeks. For long term storage store at -20°C in small aliquots to prevent freeze-thaw cycles. |
| <b>Note</b>                | For research use only   |
| <b>Isotype</b>             | IgG   |
| <b>Clonality</b>           | Monoclonal  |
| <b>MW</b>                  | Calculated MW: 36 kDa; Observed MW: 39 kDa  |
| <b>Uniprot ID</b>          | <b>P25963</b>   |
| <b>Dilution Range</b>      | WB: 1/500-1/1000 IHC: 1/50-1/100 IP: 1/20   |
| <b>Expiration Date</b>     | 12 months from date of receipt.   |



Western blot analysis of IKB alpha in PC...



Western blot analysis of IKB alpha in Ra...



Western blot analysis of IKB alpha in 3T...