


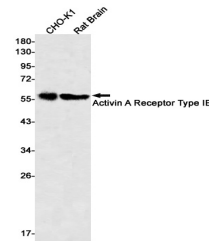
Product Datasheet

ACVR1B Antibody (orb1565312)

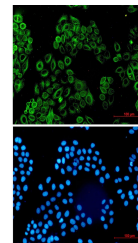
Description	ACVR1B Antibody
Species/Host	Rabbit
Reactivity	Hamster, Mouse, Rat
Conjugation	Unconjugated
Tested Applications	ICC, WB
Immunogen	A synthetic peptide of human Activin A Receptor Type IB
Target	ACVR1B
Preservatives	50mM Tris-Glycine(pH 7.4), 0.15M NaCl, 40% Glycerol, 0.01% Sodium azide and 0.05% rAlbumin
Form/Appearance	Liquid
Concentration	0.3 mg/ml
Storage	Maintain refrigerated at 2-8°C for up to 2 weeks. For long term storage store at -20°C in small aliquots to prevent freeze-thaw cycles.
Note	For research use only
Isotype	IgG
Clonality	Monoclonal
MW	Calculated MW: 57 kDa; Observed MW: 57 kDa
Uniprot ID	P36896
Dilution Range	WB: 1/500-1/1000 IF: 1/50-1/200
Expiration Date	12 months from date of receipt.



Western blot analysis of Activin A Recept...



Western blot analysis of Activin A Recept...



Immunocytochemistry analysis of Activin ...