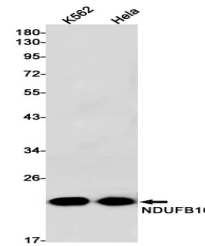


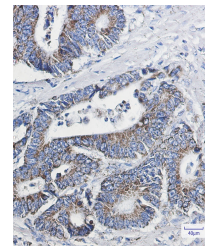
## Product Datasheet

### NDUFB10 Antibody (orb1564563)

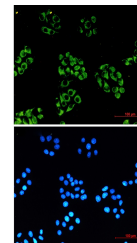
<b>Description</b>	NDUFB10 Antibody
<b>Species/Host</b>	Rabbit
<b>Reactivity</b>	Human
<b>Conjugation</b>	Unconjugated
<b>Tested Applications</b>	ICC, IHC-Fr, IHC-P, IP, WB
<b>Immunogen</b>	Recombinant protein of human NDUFB10
<b>Target</b>	NDUFB10
<b>Preservatives</b>	50mM Tris-Glycine(pH 7.4), 0.15M NaCl, 40% Glycerol, 0.01% Sodium azide and 0.05% rAlbumin
<b>Form/Appearance</b>	Liquid
<b>Concentration</b>	0.3 mg/ml
<b>Storage</b>	Maintain refrigerated at 2-8°C for up to 2 weeks. For long term storage store at -20°C in small aliquots to prevent freeze-thaw cycles.
<b>Note</b>	For research use only
<b>Isotype</b>	IgG
<b>Clonality</b>	Monoclonal
<b>MW</b>	Calculated MW: 21 kDa; Observed MW: 21 kDa
<b>Uniprot ID</b>	<b>O96000</b>
<b>Dilution Range</b>	WB: 1/500-1/1000 IHC: 1/50-1/100 IF: 1/50-1/200 IP: 1/20
<b>Expiration Date</b>	12 months from date of receipt.



Western blot analysis of NDUFB10 in K562...



Immunohistochemistry analysis of paraffi...



Immunocytochemistry analysis of NDUFB1 (...)