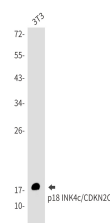



Product Datasheet

CDKN2C Antibody (orb1564497)

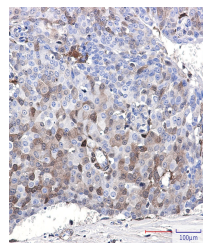
Description	CDKN2C Antibody
Species/Host	Rabbit
Reactivity	Human, Mouse, Rat
Conjugation	Unconjugated
Tested Applications	IHC-P, IP, WB
Immunogen	Recombinant protein of human p18 INK4c
Target	CDKN2C
Preservatives	50mM Tris-Glycine(pH 7.4), 0.15M NaCl, 40% Glycerol, 0.01% Sodium azide and 0.05% rAlbumin
Form/Appearance	Liquid
Concentration	0.3 mg/ml
Storage	Maintain refrigerated at 2-8°C for up to 2 weeks. For long term storage store at -20°C in small aliquots to prevent freeze-thaw cycles.
Note	For research use only
Isotype	IgG
Clonality	Monoclonal
MW	Calculated MW: 18 kDa; Observed MW: 18 kDa
Uniprot ID	P42773
Dilution Range	WB: 1/500-1/1000 IHC: 1/50-1/100 IP: 1/20
Expiration Date	12 months from date of receipt.



Western blot analysis of p18 INK4c/CDKN2...



Western blot analysis of p18 INK4c/CDKN2...



Immunohistochemistry analysis of paraffi...