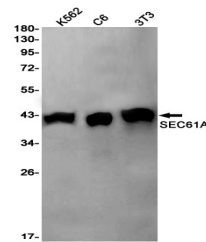


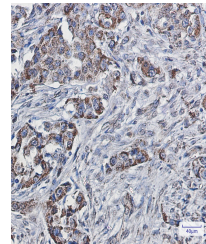
Product Datasheet

SEC61A2 Antibody (orb1564281)

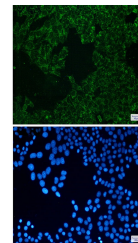
Description	SEC61A2 Antibody
Species/Host	Rabbit
Reactivity	Human, Mouse, Rat
Conjugation	Unconjugated
Tested Applications	ICC, IHC-Fr, IHC-P, IP, WB
Immunogen	Recombinant protein of human SEC61A
Target	SEC61A2
Preservatives	50mM Tris-Glycine(pH 7.4), 0.15M NaCl, 40% Glycerol, 0.01% Sodium azide and 0.05% rAlbumin
Form/Appearance	Liquid
Concentration	0.3 mg/ml
Storage	Maintain refrigerated at 2-8°C for up to 2 weeks. For long term storage store at -20°C in small aliquots to prevent freeze-thaw cycles.
Note	For research use only
Isotype	IgG
Clonality	Monoclonal
MW	Calculated MW: 52 kDa; Observed MW: 40 kDa
Uniprot ID	Q9H9S3
Dilution Range	WB: 1/500-1/1000 IHC: 1/50-1/100 IF: 1/50-1/200 IP: 1/20
Expiration Date	12 months from date of receipt.



Western blot analysis of SEC61A in K562,...



Immunohistochemistry analysis of paraffi...



Immunocytochemistry analysis of SEC61A (...)