
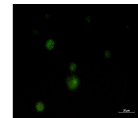


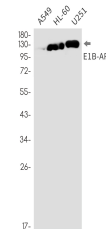
Product Datasheet

HNRNPUL1 Antibody (orb1564029)

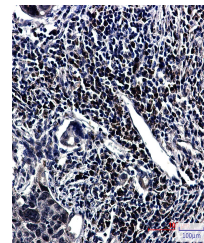
| | |
|----------------------------|-----------------------------------------------------------------------------------------------------------------------------------------|
| Description | HNRNPUL1 Antibody |
| Species/Host | Rabbit |
| Reactivity | Human |
| Conjugation | Unconjugated |
| Tested Applications | ICC, IHC-Fr, IHC-P, WB |
| Immunogen | A synthetic peptide of human E1B-AP5 |
| Target | HNRNPUL1 |
| Preservatives | 50mM Tris-Glycine(pH 7.4), 0.15M NaCl, 40% Glycerol, 0.01% Sodium azide and 0.05% rAlbumin |
| Form/Appearance | Liquid |
| Concentration | 0.3 mg/ml |
| Storage | Maintain refrigerated at 2-8°C for up to 2 weeks. For long term storage store at -20°C in small aliquots to prevent freeze-thaw cycles. |
| Note | For research use only |
| Isotype | IgG |
| Clonality | Monoclonal |
| MW | Calculated MW: 96 kDa; Observed MW: 118 kDa |
| Uniprot ID | Q9BUJ2 |
| Dilution Range | WB: 1/500-1/1000 IHC: 1/50-1/100 IF: 1/50-1/200 |
| Expiration Date | 12 months from date of receipt. |



Immunocytochemistry analysis of E1B AP5 ...



Western blot analysis of E1BAP5 in A549,...



Immunohistochemistry analysis of paraffi...