



## Product Datasheet

# TAOK1/TAOK2/TAOK3 Antibody (orb1563975)

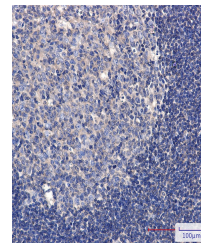
<b>Description</b>	TAOK1/TAOK2/TAOK3 Antibody
<b>Species/Host</b>	Rabbit
<b>Reactivity</b>	Human, Mouse, Rat
<b>Conjugation</b>	Unconjugated
<b>Tested Applications</b>	IHC-P, WB
<b>Immunogen</b>	A synthetic phosphopeptide corresponding to residues surrounding Ser181 of human TAOK1
<b>Target</b>	TAOK1/TAOK2/TAOK3
<b>Preservatives</b>	50mM Tris-Glycine(pH 7.4), 0.15M NaCl, 40% Glycerol, 0.01% Sodium azide and 0.05% rAlbumin
<b>Form/Appearance</b>	Liquid
<b>Concentration</b>	0.3 mg/ml
<b>Storage</b>	Maintain refrigerated at 2-8°C for up to 2 weeks. For long term storage store at -20°C in small aliquots to prevent freeze-thaw cycles.
<b>Note</b>	For research use only
<b>Isotype</b>	IgG
<b>Clonality</b>	Monoclonal
<b>MW</b>	Calculated MW: 116 kDa; Observed MW: 105,116,138 kDa
<b>Uniprot ID</b>	<a href="#">Q9UL54</a> , <a href="#">Q9H2K8</a> , <a href="#">Q7L7X3</a>
<b>Dilution Range</b>	WB: 1/500-1/1000 IHC: 1/50-1/100
<b>Expiration Date</b>	12 months from date of receipt.



Western blot analysis of Phospho-TAOK1 (...)



Western blot analysis of TAOK1 (Phospho-...



Immunohistochemistry analysis of paraffi...