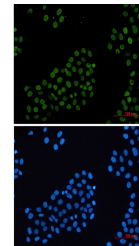



Product Datasheet

H2AX Antibody (orb1563813)

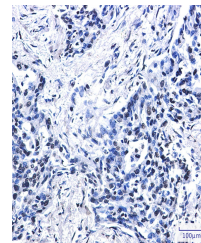
Description	H2AX Antibody
Species/Host	Rabbit
Reactivity	Human
Conjugation	Unconjugated
Tested Applications	ICC, IHC-Fr, IHC-P, IP, WB
Immunogen	A synthetic peptide of human Histone H2A.X
Target	H2AX
Preservatives	50mM Tris-Glycine(pH 7.4), 0.15M NaCl, 40% Glycerol, 0.01% Sodium azide and 0.05% rAlbumin
Form/Appearance	Liquid
Concentration	0.3 mg/ml
Storage	Maintain refrigerated at 2-8°C for up to 2 weeks. For long term storage store at -20°C in small aliquots to prevent freeze-thaw cycles.
Note	For research use only
Isotype	IgG
Clonality	Monoclonal
MW	Calculated MW: 15 kDa; Observed MW: 15 kDa
Uniprot ID	P16104
Dilution Range	WB: 1/500-1/1000 IHC: 1/50-1/100 IF: 1/50-1/200 IP: 1/20
Expiration Date	12 months from date of receipt.



Immunocytochemistry analysis of Histone ...



Western blot analysis of Histone H2A.X i...



Immunohistochemistry analysis of paraffi...