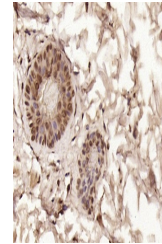


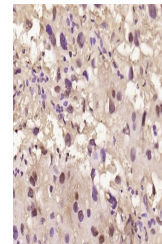
Product Datasheet

Cytokeratin 18 (Phospho-Ser52) antibody (orb156372)

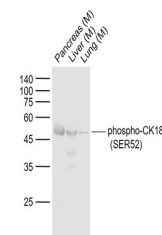
| | |
|----------------------------|---|
| Description | Cytokeratin 18 (Phospho-Ser52) antibody |
| Species/Host | Rabbit |
| Reactivity | Mouse |
| Conjugation | Unconjugated |
| Tested Applications | IHC-P, WB |
| Immunogen | KLH conjugated synthesised phosphopeptide derived from mouse CK18 around the phosphorylation site of Ser52 (SR(p-S)VW) |
| Target | phospho-CK18 (Ser52) |
| Preservatives | 0.01M TBS(pH7.4) with 1% rAlbumin, 0.03% Proclin300 and 50% Glycerol. |
| Form/Appearance | Liquid |
| Concentration | 1mg/ml |
| Storage | Maintain refrigerated at 2-8°C for up to 2 weeks. For long term storage store at -20°C in small aliquots to prevent freeze-thaw cycles. |
| Note | For research use only |
| Isotype | IgG |
| Clonality | Polyclonal |
| MW | 48 kDa |
| Uniprot ID | P05783 |
| Dilution Range | WB=1:500-2000, IHC-P=1:100-500 |
| Expiration Date | 12 months from date of receipt. |



IHC-P analysis of Rat skin using phospho...



IHC-P analysis of Mouse placenta using p...



Western blot: Lane 1: Pancreas (Mouse); Lan...