


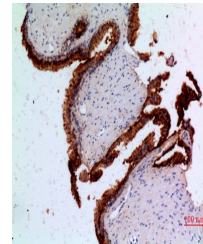
## Product Datasheet

### ANGPT1 Antibody (orb1563485)

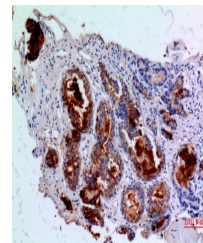
<b>Description</b>	ANGPT1 Antibody
<b>Species/Host</b>	Rabbit
<b>Reactivity</b>	Human, Rat
<b>Conjugation</b>	Unconjugated
<b>Tested Applications</b>	ELISA, IHC-P, WB
<b>Immunogen</b>	The antiserum was produced against synthesized peptide derived from the N-terminal region of human ANGPT1.
<b>Target</b>	ANGPT1
<b>Preservatives</b>	Liquid in PBS containing 50% glycerol, 0.5% rAlbumin and 0.02% sodium azide, pH 7.3.
<b>Form/Appearance</b>	Liquid
<b>Storage</b>	Maintain refrigerated at 2-8°C for up to 2 weeks. For long term storage store at -20°C in small aliquots to prevent freeze-thaw cycles.
<b>Note</b>	For research use only
<b>Isotype</b>	IgG
<b>Clonality</b>	Polyclonal
<b>MW</b>	Calculated MW: 58 kDa; Observed MW: 58 kDa
<b>Uniprot ID</b>	<a href="#">Q15389</a>
<b>Dilution Range</b>	WB: 1/500-1/1000 IHC: 1/50-1/100 ELISA: 1/10000
<b>Expiration Date</b>	12 months from date of receipt.



Western blot analysis of Angiopoietin 1 ...



Immunohistochemistry analysis of paraffi...



Immunohistochemistry analysis of paraffi...