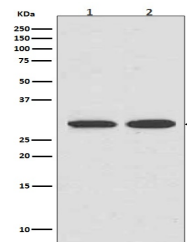


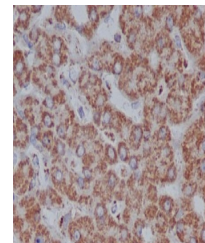
Product Datasheet

VDAC1 Antibody (orb1563125)

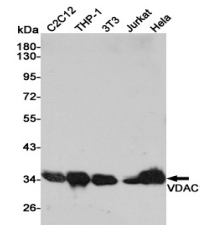
Description	VDAC1 Antibody
Species/Host	Rabbit
Reactivity	Human, Mouse, Rat
Conjugation	Unconjugated
Tested Applications	IHC-P, WB
Immunogen	A synthesized peptide derived from human VDAC1
Target	VDAC1
Preservatives	Rabbit IgG in phosphate buffered saline , pH 7.4, 150mM NaCl, 0.02% sodium azide and 50% glycerol.
Form/Appearance	Liquid
Storage	Maintain refrigerated at 2-8°C for up to 2 weeks. For long term storage store at -20°C in small aliquots to prevent freeze-thaw cycles.
Note	For research use only
Isotype	IgG
Clonality	Polyclonal
MW	Calculated MW: 31 kDa; Observed MW: 31 kDa
Uniprot ID	P21796
Dilution Range	WB: 1/500-1/1000 IHC: 1/50-1/100
Expiration Date	12 months from date of receipt.



Western blot analysis of Calreticulin in...



Immunohistochemistry analysis of paraffi...



Western blot analysis of VDAC1 in C2C12,...