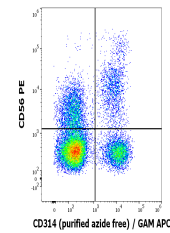


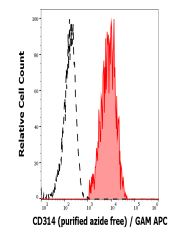
Product Datasheet

CD314 antibody (orb154374)

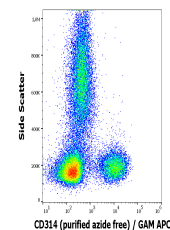
Description	Mouse monoclonal antibody to CD314 which is also known as BAT221, NKG2D a cell surface receptor of t...
Reactivity	Human
Conjugation	Unconjugated
Tested Applications	FA, FC, IHC-Fr, IP
Immunogen	NKL cell line
Target	CD314
Preservatives	Phosphate buffered saline (PBS), pH 7.4
Concentration	1 mg/ml
Storage	Store at 2-8°C. Do not freeze.
Note	For research use only
Application notes	Functional application: Blocking of ligand binding. Immunohistochemistry: Recommended dilution: 5-10 µg/ml. Flow cytometry: Recommended dilution: 1-4 µg/ml
Isotype	Mouse IgG1 kappa
Clonality	Monoclonal
Purity	Purified by protein-A affinity chromatography.
Uniprot ID	P26718
Entrez	22914
Dilution Range	Functional application: Blocking of ligand binding. Immunohistochemistry: Recommended dilution: 5-10 µg/ml. Flow cytometry: Recommended dilution: 1-4 µg/ml
Expiration Date	12 months from date of receipt.



Flow cytometry multicolor surface staining...



Separation of human CD314 positive CD56 ...



Flow cytometry surface staining pattern ...