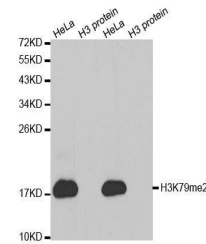


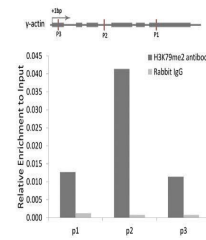
Product Datasheet

DiMethyl-Histone H3-K79 antibody (orb153933)

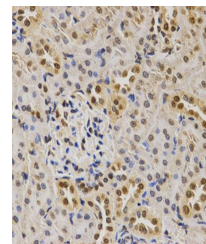
Description	Rabbit polyclonal antibody to DiMethyl-Histone H3-K79
Species/Host	Rabbit
Reactivity	Human, Mouse, Rat
Conjugation	Unconjugated
Tested Applications	ChIP, ELISA, IF, IHC-P, IP, WB
Immunogen	A synthetic dimethylated peptide around K79 of human Histone H3 (NP_003520.1).
Preservatives	PBS with 0.01% thimerosal, 50% glycerol, pH 7.3.
Concentration	1 mg/ml
Storage	Maintain refrigerated at 2-8°C for up to 2 weeks. For long term storage store at -20°C in small aliquots to prevent freeze-thaw cycles.
Note	For research use only
Isotype	IgG
Clonality	Polyclonal
MW	17kDa
Uniprot ID	Q16695 , P68431
Dilution Range	WB: 1:500-1000, IHC-P: 1:50-100, IF/ICC: 1:50-200, IP: 1:50-200, ChIP: 1:50-200, ChIP
Expiration Date	12 months from date of receipt.



Western blot analysis of extracts of HeL...



Immunoprecipitation analysis of actin ge...



IHC-P staining of rat kidney tissue usin...