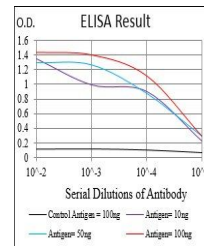


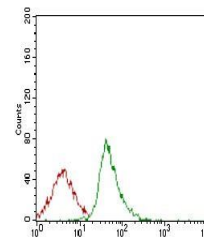
## Product Datasheet

### SYCP3 Antibody (orb153506)

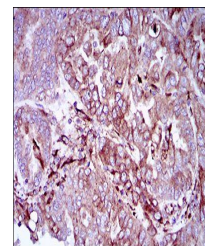
<b>Description</b>	Mouse monoclonal antibody to SYCP3
<b>Species/Host</b>	Mouse
<b>Reactivity</b>	Human
<b>Conjugation</b>	Unconjugated
<b>Tested Applications</b>	ELISA, FC, ICC, IHC
<b>Immunogen</b>	Purified recombinant fragment of human SYCP3 (AA: 27-128) expressed in E. Coli.
<b>Preservatives</b>	Purified antibody in PBS with 0.05% sodium azide
<b>Concentration</b>	1mg/ml
<b>Storage</b>	Maintain refrigerated at 2-8°C for up to 2 weeks. For long term storage store at -20°C in small aliquots to prevent freeze-thaw cycles.
<b>Note</b>	For research use only
<b>Isotype</b>	Mouse IgG1
<b>Clonality</b>	Monoclonal
<b>MW</b>	27.7kDa
<b>Entrez</b>	<b>50511</b>
<b>Dilution Range</b>	IHC: 1/200 - 1/1000; ICC: 1/200 - 1/1000; RCM: 1/200 - 1/400; ELISA: 1/10000
<b>Expiration Date</b>	12 months from date of receipt.



Line graph illustrates about the Ag-Ab r...



Flow cytometric analysis of Jurkat cells...



Immunohistochemical analysis of formalin...