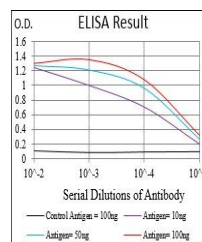


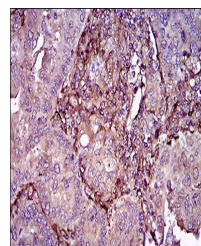
## Product Datasheet

### THY1 Antibody (orb153499)

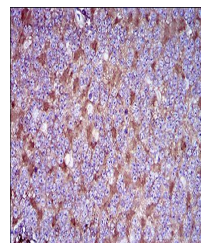
<b>Description</b>	Mouse monoclonal antibody to THY1
<b>Species/Host</b>	Mouse
<b>Reactivity</b>	Human
<b>Conjugation</b>	Unconjugated
<b>Tested Applications</b>	ELISA, ICC, IHC, WB
<b>Immunogen</b>	Purified recombinant fragment of human THY1 (AA: 17-132) expressed in E. Coli.
<b>Preservatives</b>	Purified antibody in PBS with 0.05% sodium azide
<b>Concentration</b>	1mg/ml
<b>Storage</b>	4°C; -20°C for long term storage. Avoid freeze/thaw cycles.
<b>Note</b>	For research use only
<b>Isotype</b>	Mouse IgG1
<b>Clonality</b>	Monoclonal
<b>MW</b>	18kDa
<b>Entrez</b>	<b>7070</b>
<b>Dilution Range</b>	WB: 1/500 - 1/2000; IHC: 1/200 - 1/1000; ICC: 1/200 - 1/1000; ELISA: 1/10000
<b>Expiration Date</b>	12 months from date of receipt.



Line graph illustrates about the Ag-Ab r...



Immunohistochemical analysis of formalin...



Immunohistochemical analysis of formalin...