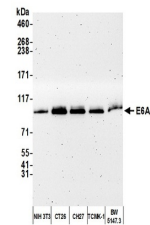


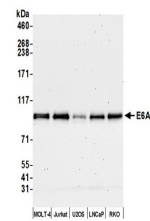
Product Datasheet

E6AP Antibody (orb1530319)

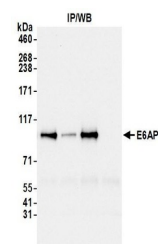
| | |
|----------------------------|--|
| Description | E6AP Antibody |
| Species/Host | Rabbit |
| Reactivity | Human, Mouse |
| Conjugation | Unconjugated |
| Tested Applications | IP, WB |
| Immunogen | Between 400 and 450 |
| Target | E6AP |
| Preservatives | Tris-citrate/phosphate buffer, pH 7 to 8 containing 0.09% Sodium Azide |
| Form/Appearance | Whole IgG |
| Concentration | 1000 µg/ml |
| Storage | 2 - 8°C |
| Note | For research use only |
| Application notes | Format: Whole IgG |
| Clonality | Polyclonal |
| Uniprot ID | Q05086 |
| NCBI | NP_000453.2 |
| Dilution Range | WB - 1:1,000 - 1:10,000; IP - 2 - 10 µg/mg lysate |
| Expiration Date | 12 months from date of receipt. |



Detection of mouse E6AP by western blot....



Detection of human E6AP by western blot....



Detection of human E6AP by western blot ...