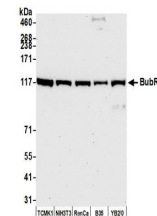


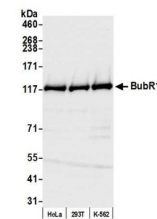
Product Datasheet

BubR1 Antibody (orb1530276)

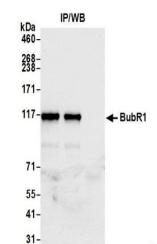
Description	BubR1 Antibody
Species/Host	Rabbit
Reactivity	Human, Mouse, Rat
Conjugation	Unconjugated
Tested Applications	IP, WB
Immunogen	Between 350 and 400
Target	BubR1
Preservatives	Tris-citrate/phosphate buffer, pH 7 to 8 containing 0.09% Sodium Azide
Form/Appearance	Whole IgG
Concentration	1000 µg/ml
Storage	2 - 8°C
Note	For research use only
Application notes	Format: Whole IgG
Clonality	Polyclonal
Uniprot ID	O60566
NCBI	Q8WV50
Dilution Range	WB - 1:2,000 - 1:15,000; IP - 2- 10 µg/mg lysate
Expiration Date	12 months from date of receipt.



Detection of mouse and rat BubR1 by west...



Detection of human BubR1 by western blot...



Detection of human BubR1 by western blot...