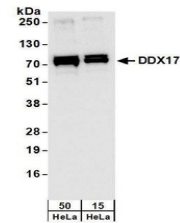


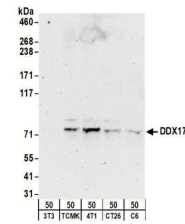
## Product Datasheet

### DDX17 Antibody (orb1530087)

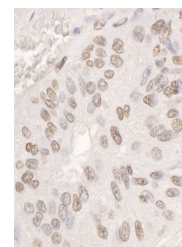
<b>Description</b>	DDX17 Antibody
<b>Species/Host</b>	Rabbit
<b>Reactivity</b>	Human, Mouse, Rat
<b>Conjugation</b>	Unconjugated
<b>Tested Applications</b>	IHC, WB
<b>Immunogen</b>	Between 575 and 625
<b>Target</b>	DDX17
<b>Preservatives</b>	Tris-citrate/phosphate buffer, pH 7 to 8 containing 0.09% Sodium Azide
<b>Form/Appearance</b>	Whole IgG
<b>Concentration</b>	1000 µg/ml
<b>Storage</b>	2 - 8°C
<b>Note</b>	For research use only
<b>Application notes</b>	Format: Whole IgG
<b>Clonality</b>	Polyclonal
<b>Uniprot ID</b>	<a href="#">Q92841</a>
<b>NCBI</b>	<a href="#">AAC50787.1</a>
<b>Dilution Range</b>	WB - 1:1,000 - 1:15,000; IHC - 1:500 - 1:2,000. Epitope retrieval with citrate buffer pH 6.0 is recommended for FFPE tissue sections.
<b>Expiration Date</b>	12 months from date of receipt.



Detection of human DDX17 by western blot...



Detection of mouse and rat DDX17 by west...



Detection of human DDX17 by immunohistoc...