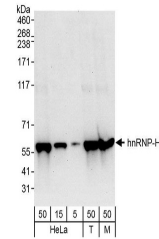


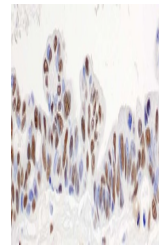
Product Datasheet

hnRNP-H Antibody (orb1530083)

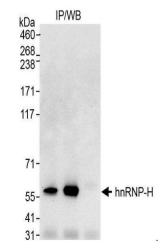
Description	hnRNP-H Antibody
Species/Host	Rabbit
Reactivity	Human, Mouse
Conjugation	Unconjugated
Tested Applications	IHC, IP, WB
Immunogen	Between 399 and C-terminus
Target	hnRNP-H
Preservatives	Tris-citrate/phosphate buffer, pH 7 to 8 containing 0.09% Sodium Azide
Form/Appearance	Whole IgG
Concentration	1000 µg/ml
Storage	2 - 8°C
Note	For research use only
Application notes	Format: Whole IgG
Clonality	Polyclonal
Uniprot ID	P31943
NCBI	NP_005511.1
Dilution Range	WB - 1:10,000 - 1:30,000; IP - 4 - 10 µg/mg lysate; IHC - 1:500 - 1:2,000. Epitope retrieval with citrate buffer pH 6.0 is recommended for FFPE tissue sections.
Expiration Date	12 months from date of receipt.



Detection of human and mouse hnRNP-H by ...



Detection of human hnRNP-H by immunohist...



Detection of human hnRNP-H by western bl...