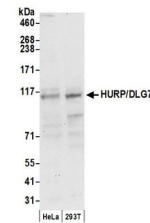


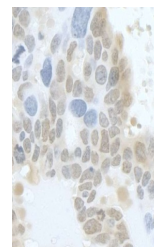
## Product Datasheet

### HURP/DLG7 Antibody (orb1529512)

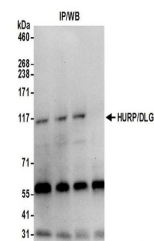
<b>Description</b>	HURP/DLG7 Antibody
<b>Species/Host</b>	Rabbit
<b>Reactivity</b>	Human
<b>Conjugation</b>	Unconjugated
<b>Tested Applications</b>	IHC, IP, WB
<b>Immunogen</b>	Between 225 and 275
<b>Target</b>	HURP/DLG7
<b>Preservatives</b>	Tris-buffered Saline containing 0.1% rAlbumin and 0.09% Sodium Azide
<b>Form/Appearance</b>	Whole IgG
<b>Concentration</b>	200 µg/ml
<b>Storage</b>	2 - 8°C
<b>Note</b>	For research use only
<b>Application notes</b>	Format: Whole IgG
<b>Clonality</b>	Polyclonal
<b>Uniprot ID</b>	<a href="#">Q15398</a>
<b>NCBI</b>	<a href="#">NP_055565.2</a>
<b>Dilution Range</b>	WB - 1:2,000 - 1:10,000; IP - 2 - 10 µg/mg lysate; IHC - 1:100 - 1:500. Epitope retrieval with citrate buffer pH 6.0 is recommended for FFPE tissue sections.
<b>Expiration Date</b>	12 months from date of receipt.



Detection of human HURP/DLG7 by western  
...



Detection of human HURP/DLG7 by immunohi...



Detection of human HURP/DLG7 by western  
...