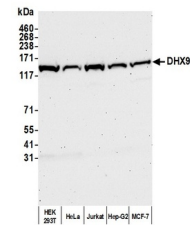


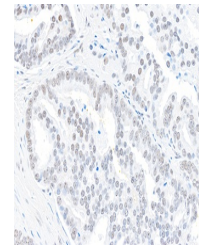
Product Datasheet

DHX9 Antibody (orb1529507)

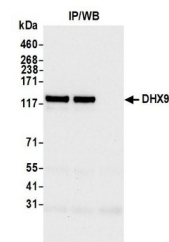
Description	DHX9 Antibody
Species/Host	Rabbit
Reactivity	Human
Conjugation	Unconjugated
Tested Applications	IHC, IP, WB
Immunogen	Between 1220 and C-terminus
Target	DHX9
Preservatives	Tris-buffered Saline containing 0.1% rAlbumin and 0.09% Sodium Azide
Form/Appearance	Whole IgG
Concentration	200 µg/ml
Storage	2 - 8°C
Note	For research use only
Application notes	Format: Whole IgG
Clonality	Polyclonal
Uniprot ID	Q08211
NCBI	CAA71668.1
Dilution Range	WB - 1:2,000 - 1:10,000; IP - 2 - 10 µg/mg lysate; IHC - 1:100 - 1:500. Epitope retrieval with citrate buffer pH6.0 is recommended for FFPE tissue sections.
Expiration Date	12 months from date of receipt.



Detection of human DHX9 by western blot...



Detection of human DHX9 by immunohistochem...



Detection of human DHX9 by western blot ...