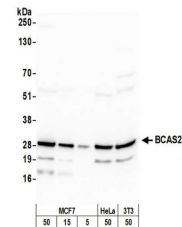


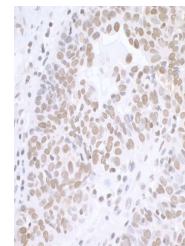
Product Datasheet

BCAS2 Antibody (orb1529399)

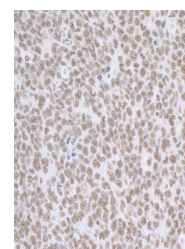
Description	BCAS2 Antibody
Species/Host	Rabbit
Reactivity	Human, Mouse
Conjugation	Unconjugated
Tested Applications	IHC, IP, WB
Immunogen	Between 175 and C-terminus
Target	BCAS2
Preservatives	Tris-citrate/phosphate buffer, pH 7 to 8 containing 0.09% Sodium Azide
Form/Appearance	Whole IgG
Concentration	1000 µg/ml
Storage	2 - 8°C
Note	For research use only
Application notes	Format: Whole IgG
Clonality	Polyclonal
Uniprot ID	O75934
NCBI	NP_005863.1
Dilution Range	WB - 1:2,000 - 1:10,000; IP - 2 - 10 µg/mg lysate; IHC - 1:1,000 - 1:5,000. Epitope retrieval with citrate buffer pH 6.0 is recommended for FFPE tissue sections.
Expiration Date	12 months from date of receipt.



Detection of human and mouse BCAS2 by we...



Detection of human BCAS2 by immunohistoc...



Detection of mouse BCAS2 by immunohistoc...