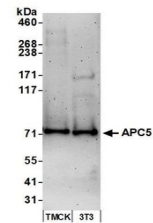


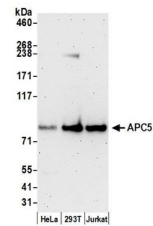
Product Datasheet

APC5 Antibody (orb1529202)

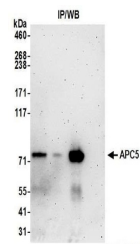
Description	APC5 Antibody
Species/Host	Rabbit
Reactivity	Human, Mouse
Conjugation	Unconjugated
Tested Applications	IP, WB
Immunogen	Between 705 and C-terminus
Target	APC5
Preservatives	Tris-citrate/phosphate buffer, pH 7 to 8 containing 0.09% Sodium Azide
Form/Appearance	Whole IgG
Concentration	1000 µg/ml
Storage	2 - 8°C
Note	For research use only
Application notes	Format: Whole IgG
Clonality	Polyclonal
Uniprot ID	Q9UJX4
NCBI	NP_057321.2
Dilution Range	WB - 1:1,000 - 1:10,000; IP - 2 - 5 µg/mg lysate
Expiration Date	12 months from date of receipt.



Detection of mouse APC5 by western blot....



Detection of human APC5 by western blot....



Detection of human APC5 by western blot ...