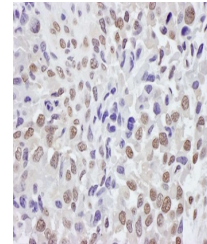


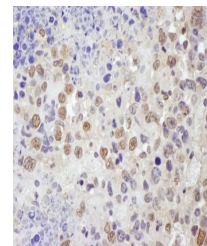
Product Datasheet

TRIM33/TIF1gamma Antibody (orb1529121)

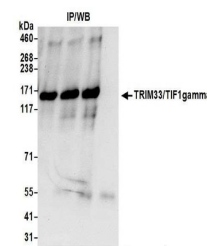
Description	TRIM33/TIF1gamma Antibody
Species/Host	Rabbit
Reactivity	Human, Mouse
Conjugation	Unconjugated
Tested Applications	IHC, IP
Immunogen	Between 650 and 700
Target	TRIM33/TIF1gamma
Preservatives	Tris-citrate/phosphate buffer, pH 7 to 8 containing 0.09% Sodium Azide
Form/Appearance	Whole IgG
Concentration	1000 µg/ml
Storage	2 - 8°C
Note	For research use only
Application notes	Format: Whole IgG
Clonality	Polyclonal
Uniprot ID	Q9UPN9
NCBI	NP_056990.3
Dilution Range	WB - Not recommended. Use rabbit anti-TRIM33/TIF1gamma antibody A301-058A or A301-060A.; IP - 2 - 10 µg/mg lysate; IHC - 1:1,000 - 1:5,000. Epitope retrieval with citrate buffer pH 6.0 is recommended for FFPE tissue sections.
Expiration Date	12 months from date of receipt.



Detection of human TRIM33/TIF1gamma by ...



Detection of mouse TRIM33/TIF1gamma by i...



Detection of human TRIM33/TIF1gamma by w...