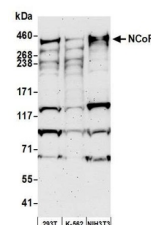


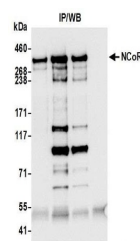
Product Datasheet

NCoR Antibody (orb1528945)

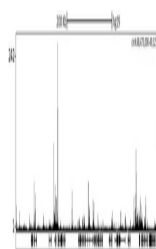
Description	NCoR Antibody
Species/Host	Rabbit
Reactivity	Human, Mouse
Conjugation	Unconjugated
Tested Applications	ChIP, IP, WB
Immunogen	Between 1550 and 1600
Target	NCoR
Preservatives	Tris-buffered Saline containing 0.1% rAlbumin and 0.09% Sodium Azide
Form/Appearance	Whole IgG
Concentration	200 µg/ml
Storage	2 - 8°C
Note	For research use only
Application notes	Format: Whole IgG
Clonality	Polyclonal
Uniprot ID	O75376
NCBI	NP_006302.2
Dilution Range	WB - 1:2,000 - 1:10,000; IP - 2 - 10 µg/mg lysate
Expiration Date	12 months from date of receipt.



Detection of human and mouse NCoR by western blot.



Detection of human NCoR by western blot.



Localization of NCoR Binding Sites by ChIP-seq.