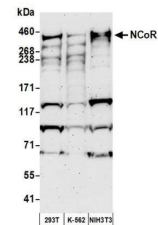


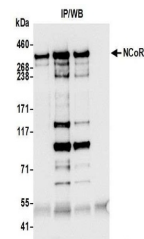
## Product Datasheet

### NCoR Antibody (orb1528944)

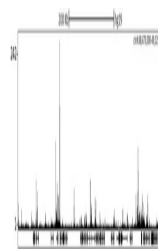
|                            |  |
|----------------------------|--|
| <b>Description</b>         | NCoR Antibody  |
| <b>Species/Host</b>        | Rabbit   |
| <b>Reactivity</b>          | Human, Mouse   |
| <b>Conjugation</b>         | Unconjugated   |
| <b>Tested Applications</b> | ChIP, IP, WB   |
| <b>Immunogen</b>           | Between 1550 and 1600  |
| <b>Target</b>              | NCoR   |
| <b>Preservatives</b>       | Tris-buffered Saline containing 0.1% rAlbumin and 0.09% Sodium Azide |
| <b>Form/Appearance</b>     | Whole IgG  |
| <b>Concentration</b>       | 200 µg/ml  |
| <b>Storage</b>             | 2 - 8°C  |
| <b>Note</b>                | For research use only  |
| <b>Application notes</b>   | Format: Whole IgG  |
| <b>Clonality</b>           | Polyclonal   |
| <b>Uniprot ID</b>          | <a href="#">O75376</a>   |
| <b>NCBI</b>                | <a href="#">NP_006302.2</a>  |
| <b>Dilution Range</b>      | WB - 1:2,000 - 1:10,000; IP - 2 - 10 µg/mg lysate                    |
| <b>Expiration Date</b>     | 12 months from date of receipt.                                      |



Detection of human and mouse NCoR by wes...



Detection of human NCoR by western blot ...



Localization of NCoR Binding Sites by Ch...