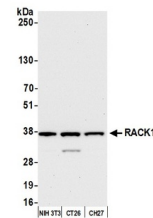


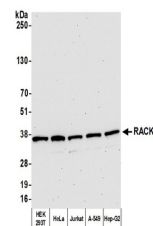
Product Datasheet

RACK1 Antibody (orb1526438)

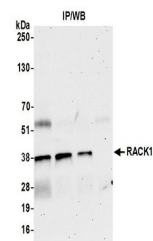
Description	RACK1 Antibody
Species/Host	Rabbit
Reactivity	Human, Mouse
Conjugation	Unconjugated
Tested Applications	IP, WB
Immunogen	Between 1 and 50
Target	RACK1
Preservatives	Tris-citrate/phosphate buffer, pH 7 to 8 containing 0.09% Sodium Azide
Form/Appearance	Whole IgG
Concentration	1000 µg/ml
Storage	2 - 8°C
Note	For research use only
Application notes	Format: Whole IgG
Clonality	Polyclonal
Uniprot ID	P63244
NCBI	NP_006089.1
Dilution Range	WB - 1:2,000 - 1:10,000; IP - 2 - 10 µg/mg lysate
Expiration Date	12 months from date of receipt.



Detection of mouse RACK1 by western blot...



Detection of human RACK1 by western blot...



Detection of human RACK1 by western blot...