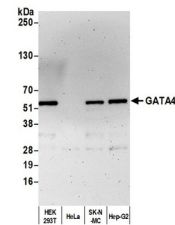


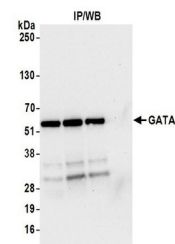
Product Datasheet

GATA4 Antibody (orb1524713)

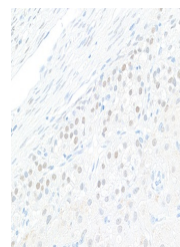
Description	GATA4 Antibody
Species/Host	Rabbit
Reactivity	Human
Conjugation	Unconjugated
Tested Applications	IHC, IP, WB
Immunogen	Between 392 and C-terminus
Target	GATA4
Preservatives	Tris-citrate/phosphate buffer, pH 7 to 8 containing 0.09% Sodium Azide
Form/Appearance	Whole IgG
Concentration	1000 µg/ml
Storage	2 - 8°C
Note	For research use only
Application notes	Format: Whole IgG
Clonality	Polyclonal
Uniprot ID	P43694
NCBI	NP_002043.2
Dilution Range	WB - 1:10,000 - 1:25,000; IP - 2 - 10 µg/mg lysate; IHC - 1:100 to 1:500. Epitope retrieval with citrate buffer pH6.0 is recommended for FFPE tissue sections.
Expiration Date	12 months from date of receipt.



Detection of human GATA4 by western blot...



Detection of human GATA4 by western blot...



Detection of human GATA4 by immunohistoc...