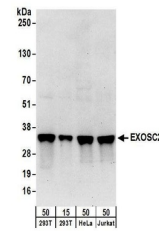


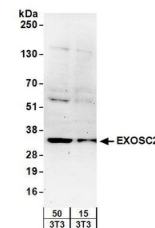
Product Datasheet

EXOSC2 Antibody (orb1523994)

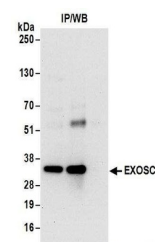
Description	EXOSC2 Antibody
Species/Host	Rabbit
Reactivity	Human, Mouse
Conjugation	Unconjugated
Tested Applications	IP, WB
Immunogen	Between 243 and C-terminus
Target	EXOSC2
Preservatives	Tris-citrate/phosphate buffer, pH 7 to 8 containing 0.09% Sodium Azide
Form/Appearance	Whole IgG
Concentration	1000 µg/ml
Storage	2 - 8°C
Note	For research use only
Application notes	Format: Whole IgG
Clonality	Polyclonal
Uniprot ID	Q13868
NCBI	NP_055100.2
Dilution Range	WB - 1:1,000 - 1:5,000; IP - 2 - 10 µg/mg lysate
Expiration Date	12 months from date of receipt.



Detection of human EXOSC2 by western blo...



Detection of mouse EXOSC2 by western blo...



Detection of human EXOSC2 by western blo...