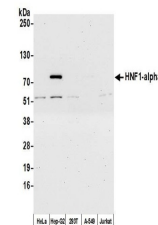


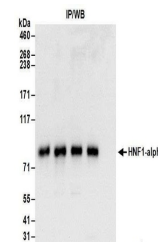
Product Datasheet

HNF1-alpha Antibody (orb1523688)

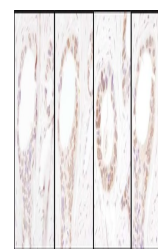
Description	HNF1-alpha Antibody
Species/Host	Rabbit
Reactivity	Human
Conjugation	Unconjugated
Tested Applications	IHC, IP, WB
Immunogen	Between 550 and 600
Target	HNF1-alpha
Preservatives	Tris-citrate/phosphate buffer, pH 7 to 8 containing 0.09% Sodium Azide
Form/Appearance	Whole IgG
Concentration	1000 µg/ml
Storage	2 - 8°C
Note	For research use only
Application notes	Format: Whole IgG
Clonality	Polyclonal
Uniprot ID	P20823
NCBI	NP_000536.5
Dilution Range	WB - 1:2,000 - 1:10,000; IP - 2 - 10 µg/mg lysate; IHC - 1:1,000 - 1:5,000. Epitope retrieval with citrate buffer pH 6.0 is recommended for FFPE tissue sections.
Expiration Date	12 months from date of receipt.



Detection of human HNF1-alpha by western...



Detection of human HNF1-alpha by western...



Detection of human HNF1-alpha by immunoh...