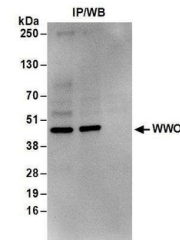


Product Datasheet

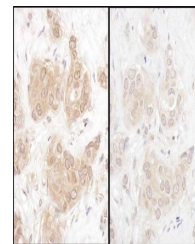
WWOX Antibody (orb1523644)

Description	WWOX Antibody
Species/Host	Rabbit
Reactivity	Human, Mouse
Conjugation	Unconjugated
Tested Applications	IHC, IP
Immunogen	Between 75 and 125
Target	WWOX
Preservatives	Tris-citrate/phosphate buffer, pH 7 to 8 containing 0.09% Sodium Azide
Form/Appearance	Whole IgG
Concentration	1000 µg/ml
Storage	2 - 8°C
Note	For research use only
Application notes	Format: Whole IgG
Clonality	Polyclonal
Uniprot ID	Q9NZC7
NCBI	P_057457.1
Dilution Range	WB - Not recommended. orb1523644 has not performed satisfactorily when used for WB of WWOX in crude preparations (e.g. whole cell lysate). This antibody can be used for WB of enriched (e.g. immunoprecipitated) sources of WWOX.; IP - 2 - 10 µg/mg lysate; IHC - 1:1,000 - 1:5,000. Epitope retrieval with citrate buffer pH 6.0 is recommended for FFPE tissue sections.
Expiration Date	12 months from date of receipt.

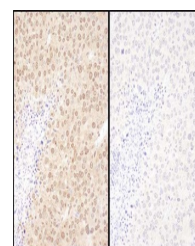


Detection of human WWOX by western blot

...



Detection of human WWOX by immunohistochem...



Detection of mouse WWOX by immunohistochem...