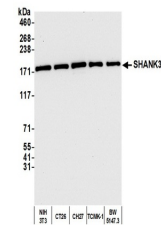



Product Datasheet

SHANK3 Antibody (orb1523477)

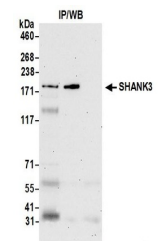
Description	SHANK3 Antibody
Species/Host	Rabbit
Reactivity	Human, Mouse
Conjugation	Unconjugated
Tested Applications	IP, WB
Immunogen	Between 1475 and 1525
Target	SHANK3
Preservatives	Tris-citrate/phosphate buffer, pH 7 to 8 containing 0.09% Sodium Azide
Form/Appearance	Whole IgG
Concentration	1000 µg/ml
Storage	2 - 8°C
Note	For research use only
Application notes	Format: Whole IgG
Clonality	Polyclonal
Uniprot ID	Q9BYB0
NCBI	NP_277052.1
Dilution Range	WB - 1:10,000 - 1:25,000; IP - 2 - 10 µg/mg lysate
Expiration Date	12 months from date of receipt.



Detection of mouse SHANK3 by western blo...



Detection of human SHANK3 by western blo...



Detection of human SHANK3 by western blo...