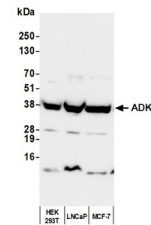


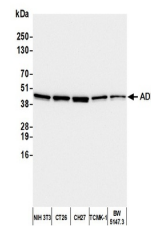
Product Datasheet

ADK Antibody (orb1523288)

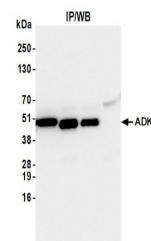
Description	ADK Antibody
Species/Host	Rabbit
Reactivity	Human, Mouse
Conjugation	Unconjugated
Tested Applications	IP, WB
Immunogen	Between 312 and C-terminus
Target	ADK
Preservatives	Tris-citrate/phosphate buffer, pH 7 to 8 containing 0.09% Sodium Azide
Form/Appearance	Whole IgG
Concentration	1000 µg/ml
Storage	2 - 8°C
Note	For research use only
Application notes	Format: Whole IgG
Clonality	Polyclonal
Uniprot ID	P55263
NCBI	NP_006712.2
Dilution Range	WB - 1:2,000 - 1:10,000; IP - 2 - 10 µg/mg lysate
Expiration Date	12 months from date of receipt.



Detection of human ADK by western blot. ...



Detection of mouse ADK by western blot. ...



Detection of human ADK by western blot o...