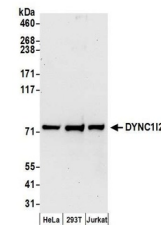


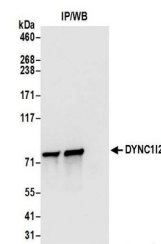
Product Datasheet

DYNC1I2 Antibody (orb1522836)

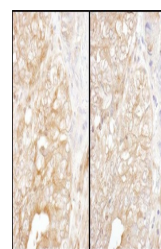
Description	DYNC1I2 Antibody
Species/Host	Rabbit
Reactivity	Human
Conjugation	Unconjugated
Tested Applications	IHC, IP, WB
Immunogen	Between 1 and 50
Target	DYNC1I2
Preservatives	Tris-citrate/phosphate buffer, pH 7 to 8 containing 0.09% Sodium Azide
Form/Appearance	Whole IgG
Concentration	1000 µg/ml
Storage	2 - 8°C
Note	For research use only
Application notes	Format: Whole IgG
Clonality	Polyclonal
Uniprot ID	Q13409
NCBI	NP_001369.1
Dilution Range	WB - 1:2,000 - 1:10,000; IP - 2 - 10 µg/mg lysate
Expiration Date	12 months from date of receipt.



Detection of human DYNC1I2 by western bl...



Detection of human DYNC1I2 by western bl...



Detection of human DYNC1I2 by immunohist...