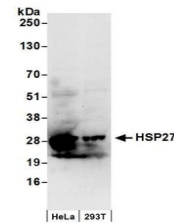


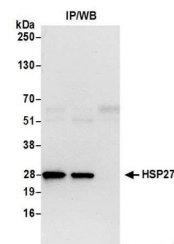
Product Datasheet

HSP27 Antibody (orb1522483)

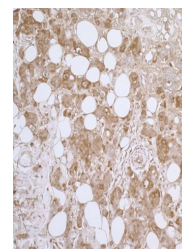
Description	HSP27 Antibody
Species/Host	Rabbit
Reactivity	Human
Conjugation	Unconjugated
Tested Applications	IHC, IP, WB
Immunogen	Between 155 and C-terminus
Target	HSP27
Preservatives	Tris-citrate/phosphate buffer, pH 7 to 8 containing 0.09% Sodium Azide
Form/Appearance	Whole IgG
Concentration	1000 µg/ml
Storage	2 - 8°C
Note	For research use only
Application notes	Format: Whole IgG
Clonality	Polyclonal
Uniprot ID	P04792
NCBI	NP_001531.1
Dilution Range	WB - 1:2,000 - 1:10,000; IP - 2 - 10 µg/mg lysate; IHC - 1:2,000 - 1:10,000. Epitope retrieval with citrate buffer pH 6.0 is recommended for FFPE tissue sections.
Expiration Date	12 months from date of receipt.



Detection of human HSP27 by western blot...



Detection of human HSP27 by western blot...



Detection of human HSP27 by immunohistoc...