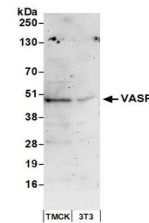


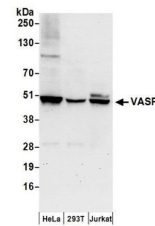
Product Datasheet

VASP Antibody (orb1522364)

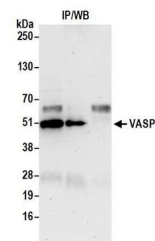
Description	VASP Antibody
Species/Host	Rabbit
Reactivity	Human, Mouse
Conjugation	Unconjugated
Tested Applications	IP, WB
Immunogen	Between 330 and C-terminus
Target	VASP
Preservatives	Tris-citrate/phosphate buffer, pH 7 to 8 containing 0.09% Sodium Azide
Form/Appearance	Whole IgG
Concentration	1000 µg/ml
Storage	2 - 8°C
Note	For research use only
Application notes	Format: Whole IgG
Clonality	Polyclonal
Uniprot ID	P50552
NCBI	NP_003361.1
Dilution Range	WB - 1:1,000 - 1:5,000; IP - 2 - 10 µg/mg lysate
Expiration Date	12 months from date of receipt.



Detection of mouse VASP by western blot....



Detection of human VASP by western blot....



Detection of human VASP by western blot ...