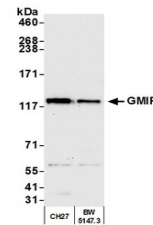


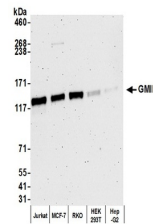
## Product Datasheet

### GMIP Antibody (orb1520229)

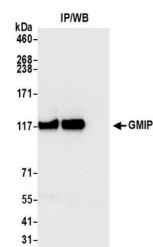
<b>Description</b>	GMIP Antibody
<b>Species/Host</b>	Rabbit
<b>Reactivity</b>	Human, Mouse
<b>Conjugation</b>	Unconjugated
<b>Tested Applications</b>	IP, WB
<b>Immunogen</b>	Between 920 and C-terminus
<b>Target</b>	GMIP
<b>Preservatives</b>	Tris-citrate/phosphate buffer, pH 7 to 8 containing 0.09% Sodium Azide
<b>Form/Appearance</b>	Whole IgG
<b>Concentration</b>	1000 µg/ml
<b>Storage</b>	2 - 8°C
<b>Note</b>	For research use only
<b>Application notes</b>	Format: Whole IgG
<b>Clonality</b>	Polyclonal
<b>Uniprot ID</b>	<a href="#">Q9P107</a>
<b>NCBI</b>	<a href="#">NP_057657.2</a>
<b>Dilution Range</b>	WB - 1:10,000 - 1:25,000; IP - 20-40 µl/mg lysate
<b>Expiration Date</b>	12 months from date of receipt.



Detection of mouse GMIP by western blot....



Detection of human GMIP by western blot....



Detection of human GMIP by western blot ...