biorbyt
Explore. Bioreagents.

www.biorbyt.com

Product Datasheet

UBQLN1 Antibody (orb1520226)

Description	UBQLN1 Antibody
Species/Host	Rabbit
Reactivity	Human
Conjugation	Unconjugated
Tested Applications	IP, WB
Immunogen	Between 1 and 50
Target	UBQLN1
Preservatives	Tris-citrate/phosphate buffer, pH 7 to 8 containing 0.09% Sodium Azide
Form/Appearance	Whole IgG
Concentration	1000 µg/ml
Storage	2 - 8°C
Note	For research use only
Application notes	Format: Whole IgG
Clonality	Polyclonal
Uniprot ID	**Q9UMX0**
NCBI	**Q9UMX0.2**
Dilution Range	WB - 1:10,000 - 1:25,000; IP - 20-40 µl/mg lysate
Expiration Date	12 months from date of receipt.

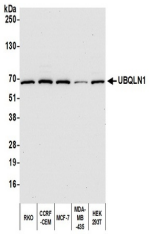

Detection of human UBQLN1 by western blo...

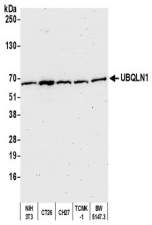

Detection of mouse UBQLN1 by western blo...

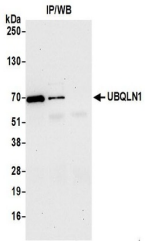

Detection of human UBQLN1 by western blo...

Biorbyt Ltd.
7 Signet Court, Swann's Road, Cambridge, CB5 8LA, United Kingdom
Email: **info@biorbyt.com** | Phone: **+44 (0) 1223 859-353** | Fax: +44 (0)1223 280 240

Biorbyt LLC.
68 TW Alexander Drive
Research Triangle Park
Durham, North Carolina
27709. United States
Email: **info@biorbyt.com** | Phone: **+1 (415) 906-5211** | Fax: +1 (415) 651-8558