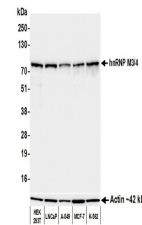


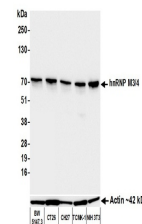
## Product Datasheet

### hnRNP M3/4 Antibody (orb1520144)

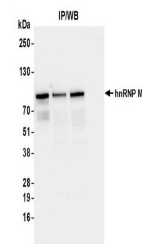
<b>Description</b>	hnRNP M3/4 Antibody
<b>Species/Host</b>	Mouse
<b>Reactivity</b>	Human, Mouse
<b>Conjugation</b>	Unconjugated
<b>Tested Applications</b>	IP, WB
<b>Immunogen</b>	hnRNP M1-4 proteins
<b>Target</b>	hnRNP M3/4
<b>Preservatives</b>	Tris-buffered Saline containing 0.1% rAlbumin and 0.09% Sodium Azide
<b>Form/Appearance</b>	Whole IgG
<b>Concentration</b>	40 µg/ml
<b>Storage</b>	2 - 8°C
<b>Note</b>	For research use only
<b>Application notes</b>	Format: Whole IgG
<b>Clonality</b>	Monoclonal
<b>Uniprot ID</b>	<a href="#">P52272</a>
<b>NCBI</b>	<a href="#">NP_005959.2</a>
<b>Dilution Range</b>	WB - 1:1000; IP - 20 µl/mg lysate
<b>Expiration Date</b>	12 months from date of receipt.



Detection of human hnRNP M3/4 by western...



Detection of mouse hnRNP M3/4 by western...



Detection of human hnRNP M3/4 by western...