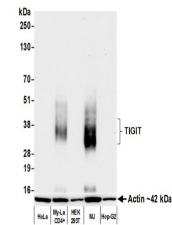


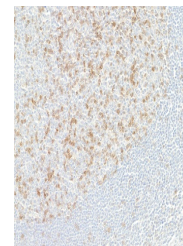
Product Datasheet

TIGIT Antibody (orb1519880)

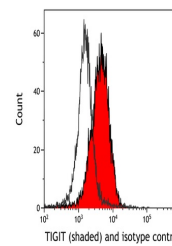
Description	TIGIT Antibody
Species/Host	Rabbit
Reactivity	Human
Conjugation	Unconjugated
Tested Applications	FC, IHC, WB
Immunogen	Between 194 and C-terminus
Target	TIGIT
Preservatives	Borate Buffered Saline (BBS) pH 8.2 with 0.09% Sodium Azide, rAlbumin-Free
Form/Appearance	Whole IgG
Concentration	1000 µg/ml
Storage	2 - 8°C
Note	For research use only
Application notes	Format: Whole IgG
Clonality	Recombinant
Uniprot ID	Q495A1
NCBI	NP_776160.2
Dilution Range	WB - 1:1000; IHC - 1:100 to 1:500. Epitope retrieval with citrate buffer pH6.0 is recommended for FFPE tissue sections.; IHC-IF - 1:100 to 1:500. Epitope retrieval with citrate buffer pH6.0 is recommended for FFPE tissue sections.
Expiration Date	12 months from date of receipt.



Detection of human TIGIT by western blot...



Detection of human TIGIT by immunohistoc...



Detection of human TIGIT (shaded) in MJ

...