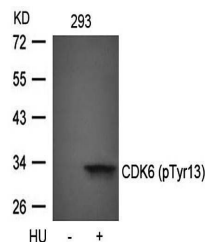


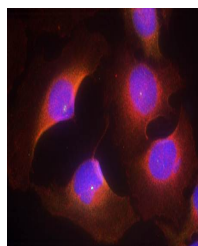
## Product Datasheet

### CDK6 (phospho-Tyr13) Antibody (orb15013)

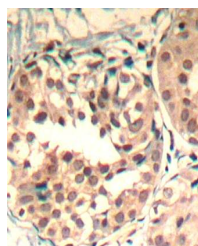
<b>Description</b>	CDK6 (phospho-Tyr13) Antibody
<b>Species/Host</b>	Rabbit
<b>Reactivity</b>	Human, Mouse, Rat
<b>Conjugation</b>	Unconjugated
<b>Tested Applications</b>	IF, IHC, WB
<b>Storage</b>	Store at -20°C for long term preservation (recommended). Store at 4°C for short term use.
<b>Note</b>	For research use only
<b>Clonality</b>	Recombinant
<b>Uniprot ID</b>	<a href="#">Q00534</a>
<b>Expiration Date</b>	12 months from date of receipt.



Western blot analysis of CDK6(phospho-Ty...



Confocal immunofluorescent analysis of H...



Immunohistochemical analysis of formalin...