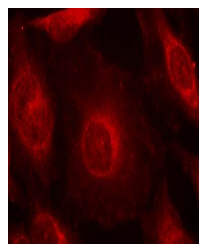


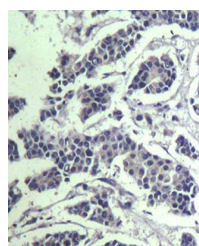
Product Datasheet

AKT1/AKT2/AKT3 (phospho-Tyr315/316/312) Antibody (orb14994)

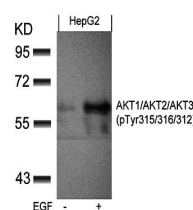
Description	AKT1/AKT2/AKT3 (phospho-Tyr315/316/312) Antibody
Species/Host	Rabbit
Reactivity	Human, Mouse, Rat
Conjugation	Unconjugated
Tested Applications	IF, IHC, WB
Storage	Store at -20°C for long term preservation (recommended). Store at 4°C for short term use.
Note	For research use only
Clonality	Recombinant
Uniprot ID	P31749
Expiration Date	12 months from date of receipt.



Confocal immunofluorescent analysis of H...



Immunohistochemical analysis of formalin...



Western blot analysis of AKT1/AKT2/AKT3(...