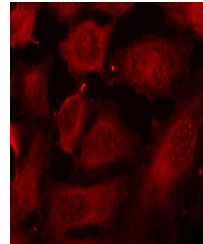


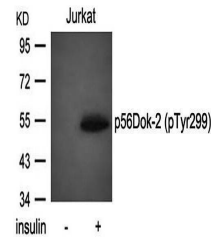
## Product Datasheet

### p56Dok-2 (Phospho-Tyr299) Antibody (orb14959)

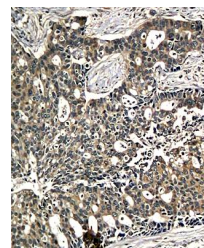
|                            |   |
|----------------------------|---|
| <b>Description</b>         | p56Dok-2 (Phospho-Tyr299) Antibody  |
| <b>Species/Host</b>        | Rabbit  |
| <b>Reactivity</b>          | Human   |
| <b>Conjugation</b>         | Unconjugated  |
| <b>Tested Applications</b> | IF, IHC, WB   |
| <b>Storage</b>             | Store at -20°C for long term preservation (recommended). Store at 4°C for short term use. |
| <b>Note</b>                | For research use only   |
| <b>Clonality</b>           | Recombinant   |
| <b>Uniprot ID</b>          | <b>O60496</b>   |
| <b>Expiration Date</b>     | 12 months from date of receipt.   |



Immunohistochemical analysis of formalin...



Western blot analysis of p56Dok-2(Phosph...



Confocal immunofluorescent analysis of H...