

Product Datasheet

GABA-A Receptor Delta antibody (orb148894)

Description

Mouse monoclonal to GABA-A R



Western Blot analysis of Rat Cell line I...

Species/Host

Mouse

Reactivity

Human, Mouse, Rat

Conjugation

HRP

Tested Applications

AM, ICC, WB

Immunogen

Synthetic peptide amino acids 15-34 (N-terminus) of rat GABA-A-R-Delta

Target

GABA A Receptor

Preservatives

PBS pH 7.4, 50% glycerol, 0.09% sodium azide *Storage buffer may change when conjugated

Concentration

1 mg/ml

Storage

Conjugated antibodies should be stored at 4°C

Note

For research use only

Application notes

2 µg/ml of SMC-345 was sufficient for detection of Delta1 GABA-A receptor in 10 µg of rat brain lysate by colorimetric immunoblot analysis using goat anti-mouse IgG:HRP as the secondary antibody.

Isotype

IgG2a

Clonality

Monoclonal

MW

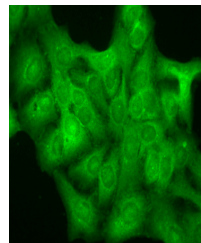
55kDa

Uniprot ID
[P18506](#)
NCBI
[NP_058985.1](#)
Entrez
[29689](#)
Dilution Range

WB (1:1000), IHC (1:1000), ICC/IF (1:100)

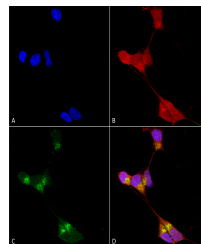
Expiration Date

12 months from date of receipt.



Immunocytochemistry/Immunofluorescence

a...



Immunocytochemistry/Immunofluorescence

a...