

Product Datasheet

Human MS4A1-VLPs Protein (orb1478133)


Description	Recombinant Human B-lymphocyte antigen CD20(MS4A1)-VLPs (Active)
Endotoxins	Less than 1.0 EU/ug as determined by LAL method.
Preservatives	Lyophilized from a 0.2 µm sterile filtered PBS, 6% Trehalose, pH 7.4
Form/Appearance	Lyophilized powder
Storage	The shelf life is related to many factors, storage state, buffer ingredients, storage temperature and the stability of the protein itself. Generally, the shelf life of liquid form is 6 months at -20°C/-80°C. The shelf life of lyophilized form is 12 months at -20°C/-80°C.
Tag	C-terminal 10xHis-tagged (This tag can be tested only under denaturing conditions)
Note	For research use only
Application notes	We recommend that this vial be briefly centrifuged prior to opening to bring the contents to the bottom. Please reconstitute protein in deionized sterile water to a concentration of 0.1-1.0 mg/mL. Aliquot for long-term storage at -80°C. Solubilize for 60 minutes at room temperature with occasional gentle mixing. Avoid vigorous shaking or vortexing.
Protein Sequence	MTTPRNSVNGTFPAEPMKGPAMQSGPKPLFRRMSSLVGPTQSFFMRESKTLGAVQIMNGL FHIALGGLLMIPAGIYAPICVTWYPLWGGIMYIISGSLLAATEKNSRKCLVKGKMIMNSLSLF AAISGMILSIMDILNIKISHFLKMESLNFIRAHTPYINIYNCEPANPSEKNSPSTQYCYSIQSLFL GILSVMLIFAFFQELVIAGIVENEWKRTCSRPKSNIVLLSAEEKKEQTIEIKEEVVGLTETSSQP KNEEDIEIPIQEEEEETETNFPEPPQDQESSPIENDSSP
Source	Mammalian cell
MW	34.4 kDa
Uniprot ID	P11836
Expiration Date	6 months from date of receipt.

Biorbyt Ltd.

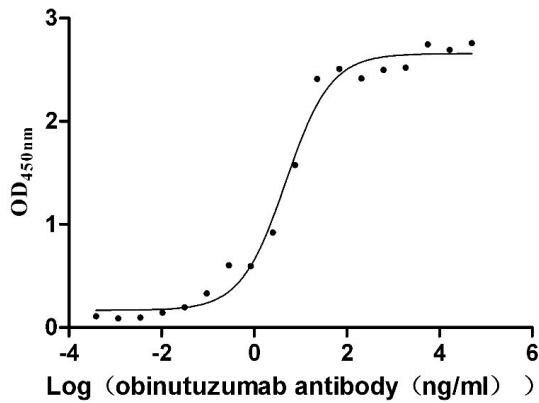
7 Signet Court, Swann's Road,
Cambridge, CB5 8LA, United Kingdom
Email: info@biorbyt.com, support@biorbyt.com
Phone: [+44 \(0\) 1223 859-353](tel:+44(0)1223859353) | Fax: [+1 \(415\) 651-8558](tel:+1(415)6518558)

Biorbyt LLC.

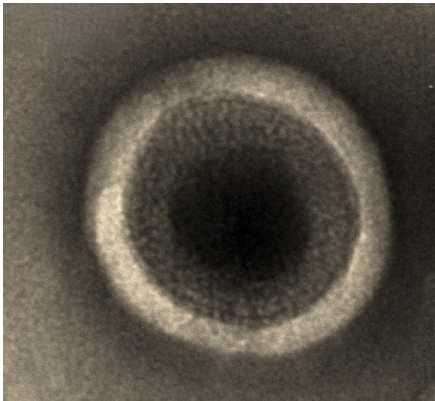
68 TW Alexander Drive,
Durham, NC, 27713, United States
Email: info@biorbyt.com, support@biorbyt.com
Phone: [+1 \(415\) 906-5211](tel:+1(415)9065211) | Fax: [+1 \(415\) 651-8558](tel:+1(415)6518558)



Western Blot is detected by Mouse anti-6*His monoclonal antibody.



Measured by its binding ability in a functional ELISA. Immobilized human CD20 at 2 µg/ml can bind Anti-CD20 recombinant antibody, the EC₅₀ is 3.243-7.085 ng/mL.



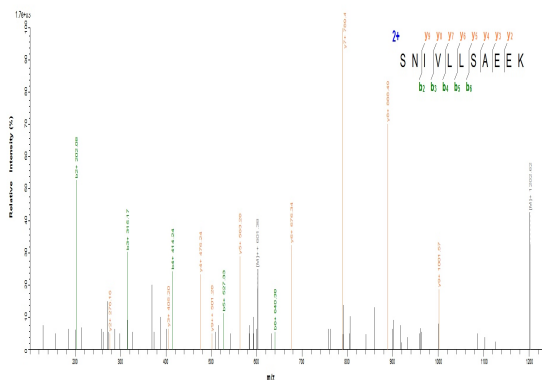
The presence of VLP-like structures was confirmed by TEM

Biorbyt Ltd.

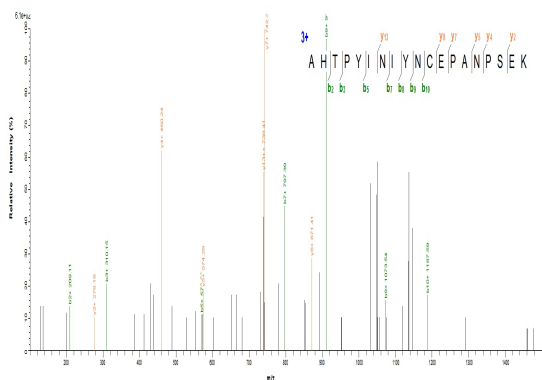
7 Signet Court, Swann's Road,
Cambridge, CB5 8LA, United Kingdom
Email: info@biorbyt.com, support@biorbyt.com
Phone: [+44 \(0\) 1223 859-353](tel:+44(0)1223859353) | Fax: [+1 \(415\) 651-8558](tel:+1(415)6518558)

Biorbyt LLC.

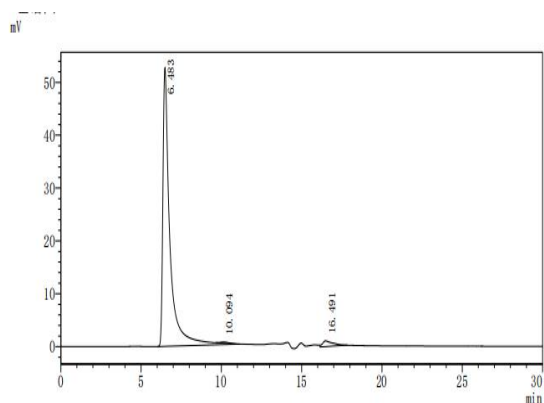
68 TW Alexander Drive,
Durham, NC, 27713, United States
Email: info@biorbyt.com, support@biorbyt.com
Phone: [+1 \(415\) 906-5211](tel:+1(415)9065211) | Fax: [+1 \(415\) 651-8558](tel:+1(415)6518558)



Based on the SEQUEST from database of Mammalian Cell host and target protein, the LC-MS/MS Analysis result could indicate that this peptide derived from Mammalian Cell-expressed Homo sapiens (Human) CD20.



Based on the SEQUEST from database of Mammalian Cell host and target protein, the LC-MS/MS Analysis result could indicate that this peptide derived from Mammalian Cell-expressed Homo sapiens (Human) CD20.



The purity of VLPs was greater than 90% as determined by SEC-HPLC

Biorbyt Ltd.

7 Signet Court, Swann's Road,
Cambridge, CB5 8LA, United Kingdom

Email: info@biorbyt.com, support@biorbyt.com

Phone: [+44 \(0\) 1223 859-353](tel:+44(0)1223859353) | Fax: [+1 \(415\) 651-8558](tel:+1(415)6518558)

Biorbyt LLC.

68 TW Alexander Drive,
Durham, NC, 27713, United States

Email: info@biorbyt.com, support@biorbyt.com

Phone: [+1 \(415\) 906-5211](tel:+1(415)9065211) | Fax: [+1 \(415\) 651-8558](tel:+1(415)6518558)