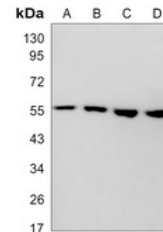


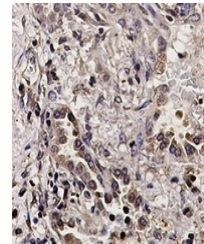
Product Datasheet

AKT antibody (orb1474633)

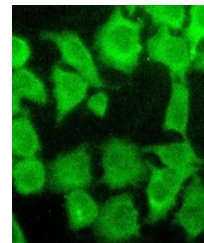
Description	Rabbit monoclonal antibody to AKT
Species/Host	Rabbit
Reactivity	Hamster, Human, Mouse, Rat
Conjugation	Unconjugated
Tested Applications	IF, IH, IP, WB
Immunogen	Recombinant protein of human AKT. The exact sequence is proprietary.
Target	AKT1; AKT2; AKT3
Preservatives	Liquid in 50mM Tris-Glycine (pH 7.4), 0.15M NaCl, 50% Glycerol, 0.01% Sodium azide and 0.05% rAlbumin.
Form/Appearance	Liquid in 50mM Tris-Glycine (pH 7.4), 0.15M NaCl, 50% Glycerol, 0.01% Sodium azide and 0.05% rAlbumin.
Storage	Maintain refrigerated at 2-8°C for up to 2 weeks. For long term storage store at -20°C in small aliquots to prevent freeze-thaw cycles.
Note	For research use only
Clonality	Monoclonal
Source	Rabbit
Uniprot ID	P31750 , P31751 , Q60823 , Q9Y243 , P47196 , P47197 , Q9WUA6 , Q63484 , P31749
Entrez	207 , 11651 , 29414 , 10000 , 25233 , 208 , 23797 , 11652 , 24185
Dilution Range	WB (1/500 - 1/1000), IH (1/50 - 1/100), IF/IC (1/50 - 1/100), IP (1/10 - 1/50)
Expiration Date	12 months from date of receipt.



Western blot analysis of AKT expression ...



Immunohistochemical analysis of AKT stai...



Immunofluorescent analysis of AKT staini...